



Election Administration

University of Florida




Results as of 10/8/2020 11:39:42 AM

2423 total ballots

Beaty Towers Senator - 1 seats







✓ John Hazzard	✓ Gator Party	107 - 74.31% (71 votes from absentee ballots)	
Dayanna Peek	Change Party	37 - 25.69% (15 votes from absentee ballots)	


















Broward - Rawlings Area Senator - 1 seats




✓ Georgia Seacrest	✓ Gator Party	250 - 80.65% (165 votes from absentee ballots)	
Spencer Gorelick	Change Party	36 - 11.61% (21 votes from absentee ballots)	
Branden J. Reis	Union Party	23 - 7.42% (8 votes from absentee ballots)	

1 losing write-in candidates with 1 votes

District A Senator - 11 seats














✓ Jewelina Bradley	✓ Gator Party	1523 - 8.09% (1239 votes from absentee ballots)	
✓ Katherine Loftis	✓ Gator Party	1501 - 7.97% (1213 votes from absentee ballots)	
✓ Olivia Potthast	✓ Gator Party	1496 - 7.94% (1213 votes from absentee ballots)	
✓ Olivia Green	✓ Gator Party	1487 - 7.9% (1188 votes from absentee ballots)	
✓ Noah Fineberg	✓ Gator Party	1486 - 7.89% (1203 votes from absentee ballots)	
			

✓ Catherine Giordano	✓ Gator Party	1481 - 7.87% (1193 votes from absentee ballots)	
✓ Emily Pecora	✓ Gator Party	1466 - 7.79% (1182 votes from absentee ballots)	
✓ Annabelle Groux	✓ Gator Party	1461 - 7.76% (1182 votes from absentee ballots)	
✓ Gabi Zlatanoff	✓ Gator Party	1452 - 7.71% (1175 votes from absentee ballots)	
✓ Jason Scheuer	✓ Gator Party	1446 - 7.68% (1170 votes from absentee ballots)	
✓ Jeff Fondeur	✓ Gator Party	1432 - 7.6% (1158 votes from absentee ballots)	
Kendall Brandt	Change Party	255 - 1.35% (158 votes from absentee ballots)	
Emily Hyden	Change Party	222 - 1.18% (136 votes from absentee ballots)	
Kiah Kramer	Change Party	222 - 1.18% (145 votes from absentee ballots)	
Tia Beaver	Change Party	220 - 1.17% (138 votes from absentee ballots)	
Naomi Abiara	Change Party	216 - 1.15% (125 votes from absentee ballots)	
Jacqueline Sanchez	Change Party	214 - 1.14% (130 votes from absentee ballots)	
Samantha Hsu	Change Party	208 - 1.1% (122 votes from absentee ballots)	
Sahil Patel	Change Party	206 - 1.09% (123 votes from absentee ballots)	
Anna Sansbury	Change Party	202 - 1.07% (124 votes from absentee ballots)	
Gustavo Contreras	Union Party	181 - 0.96% (116 votes from absentee ballots)	
Simon Peter Mair	Change Party	175 - 0.93% (103 votes from absentee ballots)	

Hunter Nimmo	Progressive Party	109 - 0.58% (71 votes from absentee ballots)	
Nicholas Melcher	Progressive Party	79 - 0.42% (53 votes from absentee ballots)	
Michael Schmitz	Progressive Party	62 - 0.33% (44 votes from absentee ballots)	

20 losing write-in candidates with 28 votes

District B Senator - 7 seats

✓ Evan Begley	✓ Gator Party	694 - 13.12% (433 votes from absentee ballots)	
✓ Graham Peter Geis	✓ Gator Party	685 - 12.95% (437 votes from absentee ballots)	
✓ Spencer Bober	✓ Gator Party	678 - 12.81% (431 votes from absentee ballots)	
✓ David Kays	✓ Gator Party	678 - 12.81% (442 votes from absentee ballots)	
✓ Blake Bradford	✓ Gator Party	677 - 12.8% (437 votes from absentee ballots)	
✓ Aaron Lazar	✓ Gator Party	671 - 12.68% (434 votes from absentee ballots)	
✓ Franco Luis	✓ Gator Party	662 - 12.51% (425 votes from absentee ballots)	
Samantha Gildea	Change Party	81 - 1.53% (33 votes from absentee ballots)	
Jordan Gillispie	Change Party	76 - 1.44% (31 votes from absentee ballots)	
Izabella Pino	Change Party	70 - 1.32% (28 votes from absentee ballots)	
Taylor Rohleen	Change Party	69 - 1.3% (27 votes from absentee ballots)	
Madelyn Sarlo	Change Party	68 - 1.29% (29 votes from absentee ballots)	
Sanjana	Change Party	61 - 1.15% (26 votes from absentee ballots)	

Prasad

Ryan Kraus	Union Party	49 - 0.93% (22 votes from absentee ballots)	
------------	-------------	--	---

Sam Berens	Progressive Party	35 - 0.66% (18 votes from absentee ballots)	
------------	-------------------	--	---

Thaddeus Muchnok	Progressive Party	20 - 0.38% (12 votes from absentee ballots)	
------------------	-------------------	--	---

11 losing write-in candidates with 17 votes

District C Senator - 6 seats

✓ Brianna Garcia	✓ Gator Party	128 - 11.32% (78 votes from absentee ballots)	
------------------	---------------	--	---

✓ Sofia Perez	✓ Gator Party	124 - 10.96% (75 votes from absentee ballots)	
---------------	---------------	--	---

✓ Simon Jee	✓ Gator Party	121 - 10.7% (73 votes from absentee ballots)	
-------------	---------------	---	---

✓ Aaron Armando Arriaga	✓ Gator Party	117 - 10.34% (70 votes from absentee ballots)	
-------------------------	---------------	--	--


✓ Camden Lane	✓ Gator Party	117 - 10.34% (71 votes from absentee ballots)	
---------------	---------------	--	---

✓ Drew Pancione	✓ Gator Party	114 - 10.08% (69 votes from absentee ballots)	
-----------------	---------------	--	---

Naeliz Lopez	Change Party	51 - 4.51% (18 votes from absentee ballots)	
--------------	--------------	--	---






Arleen Rodriguez-Portal	Change Party	49 - 4.33% (17 votes from absentee ballots)	
-------------------------	--------------	--	---

Mohammed Faisal	Change Party	48 - 4.24% (16 votes from absentee ballots)	
-----------------	--------------	--	---

Ryan Wilder	Change Party	47 - 4.16% (17 votes from absentee ballots)	
-------------	--------------	--	---











Jorge Rafael Perez	Change Party	45 - 3.98% (14 votes from absentee ballots)	
--------------------	--------------	--	---

Clay Franklin	Change Party	44 - 3.89%	
---------------	--------------	------------	---


















Tezel		(15 votes from absentee ballots)	
Victoria Zamitalo	Union Party	29 - 2.56% (12 votes from absentee ballots)	
Lindsey Bookbinder	Union Party	26 - 2.3% (9 votes from absentee ballots)	
Logan Kraus	Union Party	24 - 2.12% (7 votes from absentee ballots)	
Jackson McMillan	Union Party	22 - 1.95% (7 votes from absentee ballots)	
Christopher Stansel	Union Party	17 - 1.5% (5 votes from absentee ballots)	



6 losing write-in candidates with 8 votes

District D Senator - 12 seats

✓ Hannah Kim	✓ Gator Party	116 - 4.64% (65 votes from absentee ballots)	
✓ Carlos Estrada	✓ Gator Party	113 - 4.52% (63 votes from absentee ballots)	
✓ Stephanie Miller	✓ Gator Party	111 - 4.44% (65 votes from absentee ballots)	
✓ Jacob Rothenberg	✓ Gator Party	111 - 4.44% (68 votes from absentee ballots)	
✓ Samantha Nukala	✓ Gator Party	110 - 4.4% (65 votes from absentee ballots)	
✓ Madeline Grace Wright	✓ Gator Party	110 - 4.4% (65 votes from absentee ballots)	
✓ Akash Patel	✓ Gator Party	109 - 4.36% (64 votes from absentee ballots)	
✓ Anthony Gutierrez	✓ Gator Party	108 - 4.32% (62 votes from absentee ballots)	
✓ Alejandra Chaparro	✓ Change Party	107 - 4.28% (38 votes from absentee ballots)	
✓ Santiago Clavjio-	✓ Change Party	107 - 4.28% (30 votes from absentee ballots)	





Gomez

✓ Adam Martinez	✓ Gator Party	106 - 4.24% (63 votes from absentee ballots)	
✓ Sebastian Magana	✓ Gator Party	105 - 4.2% (60 votes from absentee ballots)	
Michael Villafuerte	Gator Party	104 - 4.16% (61 votes from absentee ballots)	
Aniqa Ahmed	Change Party	102 - 4.08% (35 votes from absentee ballots)	
Willmar J. Escalante	Change Party	101 - 4.04% (32 votes from absentee ballots)	
Oluwabusayo Oni	Change Party	100 - 4% (33 votes from absentee ballots)	
Velgui Perez-Tomas	Change Party	100 - 4% (31 votes from absentee ballots)	
Sarisha Boodoo	Change Party	99 - 3.96% (32 votes from absentee ballots)	
Patrick Lewicki	Change Party	98 - 3.92% (38 votes from absentee ballots)	
Lucy Rosenblum	Change Party	98 - 3.92% (33 votes from absentee ballots)	
Andrew Diers	Change Party	95 - 3.8% (30 votes from absentee ballots)	
Amy Nicholas	Change Party	95 - 3.8% (32 votes from absentee ballots)	
Shawn Zimmer	Change Party	92 - 3.68% (31 votes from absentee ballots)	
Rose Termidor	Progressive Party	27 - 1.08% (10 votes from absentee ballots)	
Alfredo Ortiz	Progressive Party	21 - 0.84% (6 votes from absentee ballots)	
Coleman Tadrowski	Progressive Party	20 - 0.8% (6 votes from absentee ballots)	
Lance	Progressive Party	17 - 0.68%	

Fischer		(6 votes from absentee ballots)	
Raúl Vera	Progressive Party	17 - 0.68% (3 votes from absentee ballots)	


3 losing write-in candidates with 3 votes

District E Senator - 1 seats



✓ Shannon Locascio	✓ Gator Party	675 - 89.88% (641 votes from absentee ballots)	
Bruce Glasserman	Change Party	48 - 6.39% (46 votes from absentee ballots)	
Ethan Lomio	Union Party	11 - 1.46% (11 votes from absentee ballots)	
Mark Merwitzer	Progressive Party	11 - 1.46%	

3 losing write-in candidates with 6 votes



Family Housing Senator - 1 seats

✓ your mom	✓ WRITE-IN	1 - 100%	
------------	------------	----------	--



Graham Area Senator - 1 seats

✓ Lauren Suggs	✓ Gator Party	35 - 68.63% (23 votes from absentee ballots)	
Katherine Chau	Change Party	16 - 31.37% (6 votes from absentee ballots)	

Hume Area Senator - 1 seats

✓ Adeel Markatia	✓ Gator Party	44 - 51.76% (36 votes from absentee ballots)	
Valerie Shehe	Change Party	41 - 48.24% (17 votes from absentee ballots)	

Infinity Hall Senator - 1 seats

✓ Anna Berstein	✓ Gator Party	25 - 73.53% (20 votes from absentee ballots)	
Juliet Cook	Change Party	9 - 26.47% (7 votes from absentee ballots)	

Jennings Area Senator - 1 seats

✓ Madison Wolfgang	✓ Gator Party	134 - 97.1% (104 votes from absentee ballots)	
--------------------	---------------	--	---

2 losing write-in candidates with 4 votes


Keys Residential Complex Senator - 1 seats

✓ Ashley Klingenberg	✓ Gator Party	22 - 55% (3 votes from absentee ballots)	
----------------------	---------------	---	---

Valerie Jaramillo	Change Party	17 - 42.5% (1 votes from absentee ballots)	
-------------------	--------------	---	---

1 losing write-in candidates with 1 votes

Lakeside Residential Complex Senator - 1 seats

✓ Jamison McAdams	✓ Independent	6 - 50% (4 votes from absentee ballots)	
-------------------	---------------	--	---


Andrea Angulo	Change Party	4 - 33.33% (3 votes from absentee ballots)	
---------------	--------------	---	--

2 losing write-in candidates with 2 votes

Murphree Area Senator - 1 seats

✓ Zachery Utt	✓ Independent	80 - 43.24% (11 votes from absentee ballots)	
---------------	---------------	---	---


Grace Shoemaker	Change Party	59 - 31.89% (15 votes from absentee ballots)	
-----------------	--------------	---	---

Bethany Goodwin	Gator Party	39 - 21.08% (14 votes from absentee ballots)	
-----------------	-------------	---	---

Eddy Gelwasser	Union Party	6 - 3.24% (2 votes from absentee ballots)	
----------------	-------------	--	---




1 losing write-in candidates with 1 votes

Springs Residential Complex Senator - 1 seats

✓ Lauren Dawson-Scully	✓ Gator Party	76 - 87.36% (55 votes from absentee ballots)	
------------------------	---------------	---	---

Kat Akulova	Progressive Party	11 - 12.64%	
		(4 votes from absentee ballots)	

Tolbert Area Senator - 1 seats

✓ Jazlyn Yarboough	✓ Gator Party	29 - 54.72%	
		(19 votes from absentee ballots)	
William Bruce	Change Party	12 - 22.64%	
		(3 votes from absentee ballots)	
Ian Smith	Union Party	12 - 22.64%	
		(1 votes from absentee ballots)	

Yulee Area Senator - 1 seats

✓ Sarah Lorduy	✓ Gator Party	92 - 67.15%	
		(70 votes from absentee ballots)	
Isabelle Soto	Change Party	45 - 32.85%	
		(20 votes from absentee ballots)	



Election Administration

University of Florida

Results as of 9/29/2021 9:03:24 PM




8299 total ballots

Beaty Towers Senator - 1 seats

✓ John Hazzard	✓ Gator Party	138 - 70.77% (3 votes from absentee ballots)	
Thomas Penn	Change Party	55 - 28.21%	



2 losing write-in candidates with 2 votes

Broward - Rawlings Area Senator - 1 seats

✓ Mason Solomon	✓ Gator Party	434 - 80.67% (10 votes from absentee ballots)	
Gabriell Almond	Independent	54 - 10.04%	
Charles Horowitz	Independent	47 - 8.74% (1 votes from absentee ballots)	

2 losing write-in candidates with 3 votes

District A Senator - 11 seats

✓ Olivia Green	✓ Gator Party	2412 - 7.81% (82 votes from absentee ballots)	
✓ Savannah James	✓ Gator Party	2364 - 7.65%	

(81 votes from absentee ballots)



✓ Catherine Giordano

✓ Gator Party

2338 - 7.57%

(80 votes from absentee ballots)



✓ Shannon Locascio

✓ Gator Party

2335 - 7.56%

(79 votes from absentee ballots)



✓ Noah Fineberg

✓ Gator Party

2323 - 7.52%

(82 votes from absentee ballots)



✓ Mara Vaknin

✓ Gator Party

2315 - 7.5%

(79 votes from absentee ballots)



✓ Caroline Labrit

✓ Gator Party

2311 - 7.48%

(79 votes from absentee ballots)



✓ Annabelle Groux

✓ Gator Party

2297 - 7.44%

(79 votes from absentee ballots)



✓ Daniel DiBari

✓ Gator Party

2280 - 7.38%

(80 votes from absentee ballots)



✓ Carter Graham

✓ Gator Party

2256 - 7.3%

(79 votes from absentee ballots)



✓ Tanner Thompson

✓ Gator Party

2255 - 7.3%

(80 votes from absentee ballots)



Daniela Arango

Change Party

498 - 1.61%

(1 votes from absentee ballots)



Juliette Bonnlander

Change Party

495 - 1.6%



Ariana Mendoza

Change Party

490 - 1.59%

(1 votes from absentee ballots)



Gabrielle Bowen

Change Party

481 - 1.56%

(2 votes from absentee ballots)












Mariana Alemany

Change Party






478 - 1.55%










Anna Huber	Change Party	475 - 1.54%	
Alicia Marrero-Riera	Change Party	448 - 1.45% (1 votes from absentee ballots)	
Savanah Partridge	Change Party	444 - 1.44%	
Willmar Escalante	Change Party	415 - 1.34%	
Charlize Ramos	Change Party	411 - 1.33%	
Kenya Warner	Change Party	404 - 1.31%	
Hayden Prather	Communist Party	138 - 0.45%	
Felipe Braga Gomes	Communist Party	85 - 0.28%	
Diarmuid Swan	Communist Party	61 - 0.2%	

66 losing write-in candidates with 78 votes

District B Senator - 7 seats







✓ Emily Pecora	✓ Gator Party	1088 - 13.61% (23 votes from absentee ballots)	
✓ Ryan Marcus	✓ Gator Party	1076 - 13.46% (23 votes from absentee ballots)	
✓ Tommy Dunham	✓ Gator Party	1056 - 13.21% (23 votes from absentee ballots)	
✓ Taylor Soukup	✓ Gator Party	1052 - 13.16% (23 votes from absentee ballots)	
✓ Ethan Ghozali	✓ Gator Party	1049 - 13.12%	







(23 votes from absentee ballots)

✓ Derrian Nguyen	✓ Gator Party	1030 - 12.89%	(23 votes from absentee ballots)	
✓ Thomas Welsh	✓ Gator Party	1021 - 12.77%	(23 votes from absentee ballots)	
Sara Rintoul	Change Party	170 - 2.13%		
Alexis Viti	Change Party	156 - 1.95%		
Stephen Badea	Communist Party	85 - 1.06%		
Anthony Conde	Communist Party	69 - 0.86%		
Austin Hubsch	Communist Party	63 - 0.79%		

65 losing write-in candidates with 78 votes









District C Senator - 6 seats

✓ Aubrey Pearce	✓ Gator Party	242 - 10.5%	(2 votes from absentee ballots)	
✓ Raisa Jafry	✓ Gator Party	241 - 10.46%	(2 votes from absentee ballots)	
✓ Matthew Jenkins	✓ Gator Party	233 - 10.11%	(2 votes from absentee ballots)	
✓ Frederic Gaines	✓ Gator Party	231 - 10.03%	(2 votes from absentee ballots)	
✓ David Zepeda	✓ Gator Party	226 - 9.81%	(2 votes from absentee ballots)	
✓ Timothy Shin	✓ Gator Party	225 - 9.77%	(2 votes from absentee ballots)	

















Grace Shoemaker	Change Party	166 - 7.2%	
Maria Knauff	Change Party	163 - 7.07%	
Annabel Severns	Change Party	163 - 7.07%	
Bailey Scala-Sanders	Change Party	161 - 6.99%	
Valerie Sheehee	Change Party	159 - 6.9%	
Nate Douglas	Communist Party	72 - 3.13%	

21 losing write-in candidates with 22 votes

District D Senator - 12 seats

✓ Faith Corbett	✓ Change Party	264 - 5.62% (1 votes from absentee ballots)	
✓ Gabrielle Adekunle	✓ Change Party	263 - 5.6% (1 votes from absentee ballots)	
✓ Adrienne Weston	✓ Change Party	254 - 5.41% (1 votes from absentee ballots)	
✓ Oscar Santiago	✓ Change Party	250 - 5.33% (1 votes from absentee ballots)	
✓ Spencer R. Gorelick	✓ Change Party	249 - 5.3% (1 votes from absentee ballots)	
✓ Max Rosen	✓ Change Party	249 - 5.3% (1 votes from absentee ballots)	
✓ Diego Guerrero	✓ Change Party	247 - 5.26% (1 votes from absentee ballots)	
✓ Ethan Sawyer	✓ Change Party	244 - 5.2%	

(1 votes from absentee ballots)

			
✓ Seth Netterstrom	✓ Change Party	240 - 5.11% (1 votes from absentee ballots)	
✓ Audrey Hill	✓ Gator Party	200 - 4.26%	
✓ Kristian A. Carreno	✓ Gator Party	198 - 4.22%	
✓ Stephanie Miller	✓ Gator Party	198 - 4.22%	
Morgan McAuley	Gator Party	189 - 4.03%	
Liam Antoszewski	Gator Party	186 - 3.96%	
Haley Siebert	Gator Party	184 - 3.92%	
Adeel Markatia	Gator Party	178 - 3.79%	
Carlos Naranjo	Gator Party	174 - 3.71%	
Davis Shockley	Gator Party	173 - 3.69%	
Nil Patel	Gator Party	171 - 3.64%	
Patrick Craig	Gator Party	170 - 3.62%	
Jorge Valarezo	Gator Party	169 - 3.6%	
Alfredo Ortiz	Communist Party	103 - 2.19%	
Luke Miller	Communist Party	102 - 2.17%	


34 losing write-in candidates with 39 votes

District E Senator - 1 seats

✓ Katherine Hellmann	✓ Gator Party	188 - 97.41% (32 votes from absentee ballots)	
----------------------	---------------	--	---



5 losing write-in candidates with 5 votes

Family Housing Senator - 1 seats

✓ Gator Party	✓ WRITE-IN	2 - 28.57%	
---------------	------------	------------	---




5 losing write-in candidates with 5 votes

Graham Area Senator - 1 seats


✓ Alyssa Ali	✓ Gator Party	105 - 65.22% (3 votes from absentee ballots)	
Madeline Becker	Change Party	55 - 34.16%	

1 losing write-in candidates with 1 votes

Hume Area Senator - 1 seats

✓ Connor Panish	✓ Change Party	94 - 61.04%	
Michael Kurian	Gator Party	52 - 33.77% (1 votes from absentee ballots)	
Jude Singleton	Communist Party	8 - 5.19%	

Infinity Hall Senator - 1 seats

✓ Alejandro Hoyos	✓ Gator Party	56 - 75.68% (1 votes from absentee ballots)	
-------------------	---------------	--	---

Nicholas Stylianou	Change Party	18 - 24.32%	
--------------------	--------------	-------------	--

Jennings Area Senator - 1 seats

✓ Cassidy Verville	✓ Gator Party	214 - 97.27% (3 votes from absentee ballots)	
--------------------	---------------	---	---

6 losing write-in candidates with 6 votes

Keys Residential Complex Senator - 1 seats

✓ Julia Haley	✓ Gator Party	28 - 75.68%	
---------------	---------------	-------------	---

9 losing write-in candidates with 9 votes

Lakeside Residential Complex Senator - 1 seats

✓ Hiba Karim	✓ Change Party	43 - 50.59%	
--------------	----------------	-------------	---

John B. Linge	Gator Party	35 - 41.18% (1 votes from absentee ballots)	
---------------	-------------	--	---

Harry Bonilla	Independent	7 - 8.24%	
---------------	-------------	-----------	--

Murphree Area Senator - 1 seats



✓ Olivia G. Fernandez	✓ Gator Party	86 - 47.25%	
-----------------------	---------------	-------------	---

Sawyer Hyatt	Change Party	84 - 46.15%	
--------------	--------------	-------------	---



Aron Ali-McClory	Communist Party	10 - 5.49%	
------------------	-----------------	------------	---

2 losing write-in candidates with 2 votes




Springs Residential Complex Senator - 1 seats

✓ Blake Cox	✓ Gator Party	143 - 59.83%	
Wavid Bowman	Change Party	94 - 39.33%	
2 losing write-in candidates with 2 votes			

Tolbert Area Senator - 1 seats

✓ Lila Turner	✓ Change Party	81 - 51.27%	
Naren Vazrala	Gator Party	77 - 48.73%	

Yulee Area Senator - 1 seats

✓ Johnny Liu	✓ Gator Party	141 - 63.8% (2 votes from absentee ballots)	
Anoop Savio	Change Party	72 - 32.58%	
Siddharth Krishnan	Communist Party	6 - 2.71%	
2 losing write-in candidates with 2 votes			

Election Administration

University of Florida

Results as of 10/3/2022 9:24:18 PM

9858 total ballots

Beaty Towers Senator - 1 seats






✓ Joah Levine	✓ Gator Party	164 - 53.42%	
Nicole Irmak	Change Party	143 - 46.58%	















Broward - Rawlings Area Senator - 1 seats




✓ Aaron Amster	✓ Gator Party	394 - 71.25%	
Gregory Wareham	Change Party	154 - 27.85%	

5 losing write-in candidates with 5 votes

District A Senator - 11 seats







✓ Olivia Green	✓ Gator Party	2273 - 6.76% (18 votes from absentee ballots)	
✓ Presley Baesler	✓ Gator Party	2220 - 6.6% (17 votes from absentee ballots)	
✓ Catherine Giordano	✓ Gator Party	2177 - 6.47% (18 votes from absentee ballots)	
✓ Lilliana Clark	✓ Gator Party	2164 - 6.44% (17 votes from absentee ballots)	
			








✓ Mara Vaknin	✓ Gator Party	2147 - 6.39% (18 votes from absentee ballots)	
✓ Mia Imbrigiotta	✓ Gator Party	2144 - 6.38% (18 votes from absentee ballots)	
✓ Sidney Ruedas	✓ Gator Party	2138 - 6.36% (17 votes from absentee ballots)	
✓ Corey Bader	✓ Gator Party	2134 - 6.35% (17 votes from absentee ballots)	
✓ Blake Cox	✓ Gator Party	2134 - 6.35% (17 votes from absentee ballots)	
✓ Abi Whitaker	✓ Gator Party	2102 - 6.25% (17 votes from absentee ballots)	
✓ Samuel Rosenkranz	✓ Gator Party	2015 - 5.99% (16 votes from absentee ballots)	
Emily Jones	Change Party	1041 - 3.1% (4 votes from absentee ballots)	
Bella Scramoncin	Change Party	942 - 2.8% (5 votes from absentee ballots)	
Dylan Carman	Change Party	938 - 2.79% (7 votes from absentee ballots)	
Jess Weber	Change Party	918 - 2.73% (5 votes from absentee ballots)	
Connor Haley	Change Party	900 - 2.68% (3 votes from absentee ballots)	
Areebah Ahmed	Change Party	885 - 2.63% (4 votes from absentee ballots)	
Raj Mia	Change Party	874 - 2.6% (4 votes from absentee ballots)	
Anghelo Gangano	Change Party	860 - 2.56%	

		(5 votes from absentee ballots)	
Davis Judd	Change Party	858 - 2.55%	
		(5 votes from absentee ballots)	
Austin Kreulach	Change Party	844 - 2.51%	
		(5 votes from absentee ballots)	
M Spata	Change Party	826 - 2.46%	
		(4 votes from absentee ballots)	
Sitara Hoque	WRITE-IN	5 - 0.01%	
Joel Chung	WRITE-IN	2 - 0.01%	
Jason Brown	WRITE-IN	2 - 0.01%	
Shelby Schultz	WRITE-IN	2 - 0.01%	
Liliana Clark	WRITE-IN	2 - 0.01%	
daniel dibari	WRITE-IN	2 - 0.01%	
Bradley Burke	WRITE-IN	2 - 0.01%	
Anthony Richardson	WRITE-IN	2 - 0.01%	
Emily Pecora	WRITE-IN	2 - 0.01%	

77 losing write-in candidates with 89 votes



District B Senator - 7 seats











✓ Emily Pecora	✓ Gator Party	1105 - 11.49%	
✓ Santiago Alvarez	✓ Gator Party	1080 - 11.23%	
✓ Gretchen Howard	✓ Gator Party	1059 - 11.02%	
✓ Jimmy Hazlett	✓ Gator Party	1047 - 10.89%	
✓ Mason Solomon	✓ Gator Party	1045 - 10.87%	
			

✓ Ethan Ghozali	✓ Gator Party	1036 - 10.78%	
✓ Wilson Roberts	✓ Gator Party	1035 - 10.77%	
Maia Alvarez Ramirez	Change Party	414 - 4.31% (1 votes from absentee ballots)	
Carolina Munoz Tebar	Change Party	403 - 4.19% (1 votes from absentee ballots)	
Neelam Hari	Change Party	385 - 4% (1 votes from absentee ballots)	
Thomas Ruby	Change Party	374 - 3.89% (1 votes from absentee ballots)	
Zeba Rias	Change Party	372 - 3.87% (1 votes from absentee ballots)	
Vale Hall	Liberation Party	165 - 1.72%	
Nicholas Andrews	WRITE-IN	2 - 0.02%	
Michael Bodner	WRITE-IN	2 - 0.02%	
Luke Davidson	WRITE-IN	2 - 0.02%	
Joel Chung	WRITE-IN	2 - 0.02%	
Corey Bader	WRITE-IN	2 - 0.02%	
Jason Chungus	WRITE-IN	2 - 0.02%	
Sadia Sarwar	WRITE-IN	2 - 0.02%	

86 losing write-in candidates with 93 votes







District C Senator - 6 seats















✓ Faith Corbett	✓ Change Party	430 - 11.35%	
✓ Mireya Abrucia	✓ Change Party	424 - 11.19%	

✓ Alexander Valentin	✓ Change Party	423 - 11.17%	
✓ Jorge Perez	✓ Change Party	422 - 11.14%	
✓ Jessica Nowak	✓ Change Party	419 - 11.06%	
✓ Wavid Bowman	✓ Change Party	416 - 10.98%	
Kenzie Green	Gator Party	225 - 5.94%	
Johnny Liu	Gator Party	211 - 5.57%	
Frederic Gaines	Gator Party	205 - 5.41%	
Timothy Shin	Gator Party	203 - 5.36%	
Joshua Thomas	Gator Party	201 - 5.31%	
Brice (BT) Miller	Gator Party	199 - 5.25%	
Corey Bader	WRITE-IN	2 - 0.05%	

9 losing write-in candidates with 10 votes

District D Senator - 12 seats

✓ Hana Ali	✓ Change Party	594 - 6.5% (1 votes from absentee ballots)	
✓ Mohammed Faisal	✓ Change Party	591 - 6.47% (1 votes from absentee ballots)	
✓ Miranda Holder	✓ Change Party	584 - 6.4% (1 votes from absentee ballots)	
✓ Oscar Santiago Perez	✓ Change Party	582 - 6.37% (1 votes from absentee ballots)	
✓ Evan Asuncion	✓ Change Party	579 - 6.34% (1 votes from absentee ballots)	
✓ Naeliz Lopez	✓ Change Party	576 - 6.31% (1 votes from absentee ballots)	

✓ Anaum Virani	✓ Change Party	575 - 6.3% (1 votes from absentee ballots)	
✓ Luke Asuncion	✓ Change Party	574 - 6.29% (1 votes from absentee ballots)	
✓ Joaquin Rafaele Cecilia Marcelino	✓ Change Party	569 - 6.23% (1 votes from absentee ballots)	
✓ Ibrahim Siddiqui	✓ Change Party	564 - 6.18% (1 votes from absentee ballots)	
✓ Jonathan C. Stephens	✓ Change Party	560 - 6.13% (1 votes from absentee ballots)	
✓ John Rassel	✓ Change Party	557 - 6.1% (1 votes from absentee ballots)	
Timothy (TJ) Bowen	Gator Party	179 - 1.96% (1 votes from absentee ballots)	
Marissa Golem	Gator Party	177 - 1.94% (1 votes from absentee ballots)	
Ellie Brinkman	Gator Party	176 - 1.93% (1 votes from absentee ballots)	
Cole Emerine	Gator Party	169 - 1.85% (1 votes from absentee ballots)	
Alex Cano	Gator Party	167 - 1.83% (1 votes from absentee ballots)	
Sambhav Jha	Gator Party	161 - 1.76% (1 votes from absentee ballots)	
Andre Garboza	Gator Party	158 - 1.73% (1 votes from absentee ballots)	
Matt Reich	Gator Party	157 - 1.72% (1 votes from absentee ballots)	

Joaquin Breslin	Gator Party	156 - 1.71% (1 votes from absentee ballots)	
Ayden Israel	Gator Party	155 - 1.7% (1 votes from absentee ballots)	<div></div>
Alec Koontz	Gator Party	149 - 1.63% (1 votes from absentee ballots)	<div></div>
Davis Shockley	Gator Party	146 - 1.6% (1 votes from absentee ballots)	<div></div>
Alfredo Ortiz	Liberation Party	52 - 0.57%	<div></div>
Naomi Stellone	Liberation Party	50 - 0.55%	<div></div>
Matthew Jasmine Singh	Liberation Party	43 - 0.47%	<div></div>
Sil Gamboa Marty	Liberation Party	40 - 0.44%	<div></div>
Jacob Hall	Liberation Party	37 - 0.41%	<div></div>
Benjamin Ruddy Barrantes	Liberation Party	31 - 0.34%	<div></div>
Sadia Sarwar	WRITE-IN	5 - 0.05%	<div></div>
Corey Bader	WRITE-IN	2 - 0.02%	<div></div>

19 losing write-in candidates with 24 votes

District E Senator - 1 seats

✔ Christine Locascio	✔ Gator Party	152 - 90.48% (1 votes from absentee ballots)	<div></div>
change	WRITE-IN	2 - 1.19%	<div></div>

15 losing write-in candidates with 16 votes

Family Housing Senator - 1 seats

⚠ Aubrey Mys	⚠ Gator Party	1 - 50%	<div></div>
--------------	---------------	---------	-------------

Graham Area Senator - 1 seats

✓ Anjali Natarajan	✓ Change Party	147 - 59.76%	
Sitara Hoque	Gator Party	98 - 39.84%	

1 losing write-in candidates with 1 votes





Hume Area Senator - 1 seats

✓ Danny Wolcott	✓ Change Party	198 - 74.16%	
Sydney Shaw	Gator Party	69 - 25.84%	

Infinity Hall Senator - 1 seats

✓ Pari Patel	✓ Change Party	51 - 62.2%	
Joel Chung	Gator Party	31 - 37.8%	

Jennings Area Senator - 1 seats

✓ Julia Seifer	✓ Gator Party	197 - 92.06%	
Stephen Baradon	WRITE-IN	3 - 1.4%	
Nathaniel Pelton	WRITE-IN	3 - 1.4%	
Change Party	WRITE-IN	2 - 0.93%	

12 losing write-in candidates with 17 votes

Keys Residential Complex Senator - 1 seats

✓ Navya Nair	✓ Change Party	53 - 77.94%	
Julia Haley	Gator Party	15 - 22.06%	

Lakeside Residential Complex Senator - 1 seats



✓ Harry Bonilla	✓ Change Party	83 - 73.45%	
Gavin Serwe	Gator Party	30 - 26.55%	

Murphree Area Senator - 1 seats

✓ Gabriel Velasquez Neira	✓ Change Party	202 - 78.91%	
Maxim Olivier	Gator Party	54 - 21.09% (1 votes from absentee ballots)	

Springs Residential Complex Senator - 1 seats





✓ Katie Holmes	✓ Change Party	111 - 44.76%	
Natalie Landman	Gator Party	86 - 34.68%	
Jayden Adjodha	WRITE-IN	48 - 19.35%	

4 losing write-in candidates with 51 votes

Tolbert Area Senator - 1 seats

✓ Nathan McGinnis	✓ Change Party	166 - 67.76%	
Samuel Knight	Gator Party	79 - 32.24%	

Yulee Area Senator - 1 seats

✓ Connor Panish	✓ Change Party	103 - 43.83%	
Jason Brown	Gator Party	85 - 36.17%	
Nathaniel Pelton	WRITE-IN	37 - 15.74%	
Nora Diamante	Liberation Party	9 - 3.83%	

2 losing write-in candidates with 38 votes

Election Administration

University of Florida

Results as of 10/4/2023 9:14:20 PM


12166 total ballots

Beaty Towers Senator - 1 seats

✓ Anamika Naidu	✓ Change Party	182 - 58.71%	
Priya Majethia	Vision Party	124 - 40%	

4 losing write-in candidates with 4 votes

Broward - Rawlings Area Senator - 1 seats

✓ Reese Marcus	✓ Vision Party	363 - 73.19%	
Louise Gong-McGovern	Change Party	129 - 26.01%	

4 losing write-in candidates with 4 votes

Graduate and Family Housing Senator - 1 seats

✓ Jason Drucker	✓ WRITE-IN	2 - 33.33%	
-----------------	------------	------------	---




4 losing write-in candidates with 4 votes

Graham Area Senator - 1 seats

✓ Elizabeth Insuasti	✓ Change Party	104 - 50.73%	
Kiana Moreno	Vision Party	99 - 48.29%	

2 losing write-in candidates with 2 votes

Honors Village Senator - 1 seats

✓ Isha Khan	✓ Change Party	201 - 73.09%	
Ezequiel Serrano	Vision Party	66 - 24% (1 votes from absentee ballots)	
Jake Kert	Gator Party	7 - 2.55%	




1 losing write-in candidates with 1 votes

Hume Area Senator - 1 seats




✓ Charlie Werner	✓ Change Party	121 - 50.63%	
Caleb Archelus	Vision Party	100 - 41.84%	
William Cioffi	Gator Party	14 - 5.86%	

4 losing write-in candidates with 4 votes

Infinity Hall Senator - 1 seats




✓ Thomas Watson Hewitt III	✓ Vision Party	95 - 53.67%	
Morgan Vanderlaan	Change Party	68 - 38.42%	
Sophia Fadel	Gator Party	14 - 7.91%	

Jennings Area Senator - 1 seats

✓ Keegan Dunnam	✓ Vision Party	265 - 83.33%	
Jesse Zelahy	Gator Party	41 - 12.89%	
Alberta Gator	WRITE-IN	2 - 0.63%	



11 losing write-in candidates with 12 votes

Keys - Springs Residential Complex Senator - 1 seats

✓ Allan Rivera Jaramillo	✓ Change Party	194 - 54.65%	
Madeline Felegy	Vision Party	152 - 42.82%	
Felix Fudge	Gator Party	6 - 1.69%	




3 losing write-in candidates with 3 votes

Lakeside Residential Complex Senator - 1 seats

✓ Arturo Zárrate	✓ Change Party	107 - 70.86%	
Tarra Walker	Vision Party	42 - 27.81% (1 votes from absentee ballots)	

2 losing write-in candidates with 2 votes















Murphree Area Senator - 1 seats















✓ Daniel Permane	✓ Change Party	197 - 64.17%	
Matthew Christopher Anderson	Vision Party	79 - 25.73%	
Cole Groth	Pizza Party	30 - 9.77%	















1 losing write-in candidates with 1 votes















Off Campus Senator - 37 seats















✓ Aaron Amster	✓ Vision Party	4455 - 1.67% (29 votes from absentee ballots)	
✓ Bianca Barrios	✓ Vision Party	4438 - 1.66% (26 votes from absentee ballots)	
✓ Halle Burton	✓ Vision Party	4400 - 1.65% (26 votes from absentee ballots)	

















✓ Maya Idiculla	✓ Vision Party	4374 - 1.64% (25 votes from absentee ballots)	
✓ Abby Whitaker	✓ Vision Party	4374 - 1.64% (28 votes from absentee ballots)	
✓ Catherine Isakson	✓ Vision Party	4340 - 1.62% (25 votes from absentee ballots)	
✓ Gabriela Prieto	✓ Vision Party	4327 - 1.62% (25 votes from absentee ballots)	
✓ Zachary Arzt	✓ Vision Party	4322 - 1.62% (29 votes from absentee ballots)	
✓ Megan McGuire	✓ Vision Party	4322 - 1.62% (25 votes from absentee ballots)	
✓ Julia Seifer	✓ Vision Party	4319 - 1.62% (27 votes from absentee ballots)	
✓ Nicole Gigliotti	✓ Vision Party	4317 - 1.62% (26 votes from absentee ballots)	
✓ Noor Azeem	✓ Vision Party	4308 - 1.61% (25 votes from absentee ballots)	
✓ Samantha Kinggard	✓ Vision Party	4305 - 1.61% (26 votes from absentee ballots)	
✓ Laurel Wentworth	✓ Vision Party	4299 - 1.61% (27 votes from absentee ballots)	
✓ Angelina Fentress	✓ Vision Party	4290 - 1.6% (26 votes from absentee ballots)	
✓ Aleah Henley	✓ Vision Party	4282 - 1.6% (25 votes from absentee ballots)	
✓ Laura Jane Bryan	✓ Vision Party	4276 - 1.6% (25 votes from absentee ballots)	

✓ Monish Vijayaraghavan	✓ Vision Party	4232 - 1.58% (26 votes from absentee ballots)	
✓ Jason Drucker	✓ Vision Party	4230 - 1.58% (24 votes from absentee ballots)	
✓ Annabella Vigna	✓ Vision Party	4224 - 1.58% (26 votes from absentee ballots)	
✓ Gabriel Filomino Vargas	✓ Vision Party	4222 - 1.58% (25 votes from absentee ballots)	
✓ John Brinkman	✓ Vision Party	4197 - 1.57% (24 votes from absentee ballots)	
✓ Christian Jubran	✓ Vision Party	4189 - 1.57% (24 votes from absentee ballots)	
✓ Kishan Nayak	✓ Vision Party	4186 - 1.57% (24 votes from absentee ballots)	
✓ Matthew Reich	✓ Vision Party	4184 - 1.57% (25 votes from absentee ballots)	
✓ Jonathan Bedine	✓ Vision Party	4177 - 1.56% (25 votes from absentee ballots)	
✓ Joah Levine	✓ Vision Party	4175 - 1.56% (25 votes from absentee ballots)	
✓ Marian Enriquez	✓ Vision Party	4161 - 1.56% (26 votes from absentee ballots)	
✓ Coe Leavengood	✓ Vision Party	4154 - 1.55% (25 votes from absentee ballots)	
✓ Wesley Littleton	✓ Vision Party	4151 - 1.55% (24 votes from absentee ballots)	
✓ Evan Rafanan	✓ Vision Party	4148 - 1.55% (26 votes from absentee ballots)	

✓ Roman Quattrocchi	✓ Vision Party	4145 - 1.55% (26 votes from absentee ballots)	
✓ Damian Rodriguez	✓ Vision Party	4139 - 1.55% (25 votes from absentee ballots)	
✓ Aaron Rubaii	✓ Vision Party	4138 - 1.55% (25 votes from absentee ballots)	
✓ Aditi Sarkar	✓ Vision Party	4134 - 1.55% (27 votes from absentee ballots)	
✓ Jason Von Holten	✓ Vision Party	4127 - 1.54% (27 votes from absentee ballots)	
✓ Conor Ruffin	✓ Vision Party	4111 - 1.54% (24 votes from absentee ballots)	
Hana Ali	Change Party	3085 - 1.15% (9 votes from absentee ballots)	
Lauren Carlson	Change Party	2966 - 1.11% (8 votes from absentee ballots)	
Faith Corbett	Change Party	2966 - 1.11% (9 votes from absentee ballots)	
Annika Singh	Change Party	2946 - 1.1% (8 votes from absentee ballots)	
Ria Pai	Change Party	2939 - 1.1% (8 votes from absentee ballots)	
Hunter Allen	Change Party	2917 - 1.09% (8 votes from absentee ballots)	
Lauren Shaw	Change Party	2910 - 1.09% (7 votes from absentee ballots)	
Kacie Ross	Change Party	2898 - 1.08% (7 votes from absentee ballots)	

Christian Rodriguez	Change Party	2891 - 1.08% (7 votes from absentee ballots)	
Dwight Brown II	Change Party	2884 - 1.08% (9 votes from absentee ballots)	
Taimoor Nawaz	Change Party	2882 - 1.08% (8 votes from absentee ballots)	
Max Kappalman	Change Party	2877 - 1.08% (8 votes from absentee ballots)	
Aron Ali-McClory	Change Party	2873 - 1.07% (8 votes from absentee ballots)	
Michael Lim	Change Party	2872 - 1.07% (8 votes from absentee ballots)	
Nicholas Campione	Change Party	2870 - 1.07% (7 votes from absentee ballots)	
Christian Rainer	Change Party	2864 - 1.07% (7 votes from absentee ballots)	
Leif Holmstrom	Change Party	2860 - 1.07% (8 votes from absentee ballots)	
Joaquin Marcelino	Change Party	2857 - 1.07% (8 votes from absentee ballots)	
Antonio Hendricks	Change Party	2856 - 1.07% (8 votes from absentee ballots)	
Rob Diaz	Change Party	2848 - 1.07% (7 votes from absentee ballots)	
Anjali Natarajan	Change Party	2846 - 1.06% (8 votes from absentee ballots)	
Cameron Driggers	Change Party	2844 - 1.06% (8 votes from absentee ballots)	

Alexander Peterson	Change Party	2843 - 1.06% (7 votes from absentee ballots)	
Jack Magalsky	Change Party	2837 - 1.06% (7 votes from absentee ballots)	
Adler Cristello	Change Party	2836 - 1.06% (8 votes from absentee ballots)	
Muhammad Ahmed Ebrahim	Change Party	2831 - 1.06% (8 votes from absentee ballots)	
Nathan McGinnis	Change Party	2819 - 1.05% (8 votes from absentee ballots)	
Jeff John	Change Party	2818 - 1.05% (7 votes from absentee ballots)	
Hunter Monson	Change Party	2814 - 1.05% (7 votes from absentee ballots)	
John Rassel	Change Party	2801 - 1.05% (7 votes from absentee ballots)	
Matthew Wolf	Change Party	2794 - 1.05% (6 votes from absentee ballots)	
Timothy Sinclair	Change Party	2790 - 1.04% (8 votes from absentee ballots)	
Viswanath Nair	Change Party	2787 - 1.04% (8 votes from absentee ballots)	
Joshua Valan	Change Party	2787 - 1.04% (6 votes from absentee ballots)	
Logan Wax	Change Party	2782 - 1.04% (7 votes from absentee ballots)	
Jonathan Stephens	Change Party	2725 - 1.02% (7 votes from absentee ballots)	

Stephen Sykes	Change Party	2699 - 1.01% (6 votes from absentee ballots)	
Mia Ciceri	Pizza Party	597 - 0.22% (2 votes from absentee ballots)	
Robert Casper	Pizza Party	449 - 0.17% (1 votes from absentee ballots)	
Maxwell Griffin	Pizza Party	400 - 0.15% (1 votes from absentee ballots)	
Colin Clark	Pizza Party	399 - 0.15% (2 votes from absentee ballots)	
Alfredo Ortiz	Independent	352 - 0.13% (3 votes from absentee ballots)	
Eric Torres	Pizza Party	351 - 0.13% (2 votes from absentee ballots)	
Matthew Prakash	Pizza Party	345 - 0.13% (1 votes from absentee ballots)	
Frank Hutchinson	Pizza Party	335 - 0.13% (1 votes from absentee ballots)	
Connor Lausch	Pizza Party	335 - 0.13% (1 votes from absentee ballots)	
Anthony Leoncio	Pizza Party	329 - 0.12% (1 votes from absentee ballots)	
Holden Zeichner	Independent	259 - 0.1% (2 votes from absentee ballots)	
Jake Greenwell	WRITE-IN	10 - 0%	
Tyler Della Noce	WRITE-IN	3 - 0%	
Pratul Parida	WRITE-IN	3 - 0%	
Stephen Goodfellow	WRITE-IN	3 - 0%	

Michael Polloway	WRITE-IN	2 - 0%
YOUR MOM	WRITE-IN	2 - 0%
Dylan Mccarrick	WRITE-IN	2 - 0%
Makenzie Marez	WRITE-IN	2 - 0%
Jaden Sproul	WRITE-IN	2 - 0%
Bebe Gardner	WRITE-IN	2 - 0%
Haroon Sindhu	WRITE-IN	2 - 0%
Harambe	WRITE-IN	2 - 0%
David Stevens	WRITE-IN	2 - 0%
Yogesh Patel	WRITE-IN	2 - 0%
Santiago Alvarez	WRITE-IN	2 - 0%
donald Trump	WRITE-IN	2 - 0%
John Green	WRITE-IN	2 - 0%
Adrian Alonso	WRITE-IN	2 - 0%
Samuel Riffice	WRITE-IN	2 - 0%
David Schnoor	WRITE-IN	2 - 0%
Adam Wilking	WRITE-IN	2 - 0%
Joseph Antonacci	WRITE-IN	2 - 0%
Jake Inguardi	WRITE-IN	2 - 0%
Brennen Gil	WRITE-IN	2 - 0%

232 losing write-in candidates with 267 votes

Tolbert Area Senator - 1 seats

✓ Vivian Phung	✓ Change Party	170 - 60.93% (1 votes from absentee ballots)	<div></div>
Brady G. White	Vision Party	67 - 24.01% (1 votes from absentee ballots)	<div></div>
Ben Belin	Pizza Party	35 - 12.54%	<div></div>
Henry Shukert	Gator Party	6 - 2.15%	<div></div>
1 losing write-in candidates with 1 votes			

Yulee Area Senator - 1 seats

✓ Meagan Lamey	✓ Change Party	171 - 56.81% (2 votes from absentee ballots)	<div></div>
Taylor Worbington	Vision Party	130 - 43.19%	<div></div>