



Election Administration

University of Florida




Results as of 10/8/2020 11:39:42 AM

2423 total ballots

Beaty Towers Senator - 1 seats







✓ John Hazzard	✓ Gator Party	107 - 74.31% (71 votes from absentee ballots)	
Dayanna Peek	Change Party	37 - 25.69% (15 votes from absentee ballots)	


















Broward - Rawlings Area Senator - 1 seats




✓ Georgia Seacrest	✓ Gator Party	250 - 80.65% (165 votes from absentee ballots)	
Spencer Gorelick	Change Party	36 - 11.61% (21 votes from absentee ballots)	
Branden J. Reis	Union Party	23 - 7.42% (8 votes from absentee ballots)	

1 losing write-in candidates with 1 votes

District A Senator - 11 seats














✓ Jewelia Bradley	✓ Gator Party	1523 - 8.09% (1239 votes from absentee ballots)	
✓ Katherine Loftis	✓ Gator Party	1501 - 7.97% (1213 votes from absentee ballots)	
✓ Olivia Potthast	✓ Gator Party	1496 - 7.94% (1213 votes from absentee ballots)	
✓ Olivia Green	✓ Gator Party	1487 - 7.9% (1188 votes from absentee ballots)	
✓ Noah Fineberg	✓ Gator Party	1486 - 7.89% (1203 votes from absentee ballots)	
			

✓ Catherine Giordano	✓ Gator Party	1481 - 7.87% (1193 votes from absentee ballots)	
✓ Emily Pecora	✓ Gator Party	1466 - 7.79% (1182 votes from absentee ballots)	
✓ Annabelle Groux	✓ Gator Party	1461 - 7.76% (1182 votes from absentee ballots)	
✓ Gabi Zlatanoff	✓ Gator Party	1452 - 7.71% (1175 votes from absentee ballots)	
✓ Jason Scheuer	✓ Gator Party	1446 - 7.68% (1170 votes from absentee ballots)	
✓ Jeff Fondeur	✓ Gator Party	1432 - 7.6% (1158 votes from absentee ballots)	
Kendall Brandt	Change Party	255 - 1.35% (158 votes from absentee ballots)	
Emily Hyden	Change Party	222 - 1.18% (136 votes from absentee ballots)	
Kiah Kramer	Change Party	222 - 1.18% (145 votes from absentee ballots)	
Tia Beaver	Change Party	220 - 1.17% (138 votes from absentee ballots)	
Naomi Abiara	Change Party	216 - 1.15% (125 votes from absentee ballots)	
Jacqueline Sanchez	Change Party	214 - 1.14% (130 votes from absentee ballots)	
Samantha Hsu	Change Party	208 - 1.1% (122 votes from absentee ballots)	
Sahil Patel	Change Party	206 - 1.09% (123 votes from absentee ballots)	
Anna Sansbury	Change Party	202 - 1.07% (124 votes from absentee ballots)	
Gustavo Contreras	Union Party	181 - 0.96% (116 votes from absentee ballots)	
Simon Peter Mair	Change Party	175 - 0.93% (103 votes from absentee ballots)	

Hunter Nimmo	Progressive Party	109 - 0.58% (71 votes from absentee ballots)	
Nicholas Melcher	Progressive Party	79 - 0.42% (53 votes from absentee ballots)	
Michael Schmitz	Progressive Party	62 - 0.33% (44 votes from absentee ballots)	

20 losing write-in candidates with 28 votes

District B Senator - 7 seats

✓ Evan Begley	✓ Gator Party	694 - 13.12% (433 votes from absentee ballots)	
✓ Graham Peter Geis	✓ Gator Party	685 - 12.95% (437 votes from absentee ballots)	
✓ Spencer Bober	✓ Gator Party	678 - 12.81% (431 votes from absentee ballots)	
✓ David Kays	✓ Gator Party	678 - 12.81% (442 votes from absentee ballots)	
✓ Blake Bradford	✓ Gator Party	677 - 12.8% (437 votes from absentee ballots)	
✓ Aaron Lazar	✓ Gator Party	671 - 12.68% (434 votes from absentee ballots)	
✓ Franco Luis	✓ Gator Party	662 - 12.51% (425 votes from absentee ballots)	
Samantha Gildea	Change Party	81 - 1.53% (33 votes from absentee ballots)	
Jordan Gillispie	Change Party	76 - 1.44% (31 votes from absentee ballots)	
Izabella Pino	Change Party	70 - 1.32% (28 votes from absentee ballots)	
Taylor Rohleen	Change Party	69 - 1.3% (27 votes from absentee ballots)	
Madelyn Sarlo	Change Party	68 - 1.29% (29 votes from absentee ballots)	
Sanjana	Change Party	61 - 1.15% (26 votes from absentee ballots)	

Prasad

Ryan Kraus

Union Party

49 - 0.93%
(22 votes from absentee ballots)

Sam Berens

Progressive Party

35 - 0.66%
(18 votes from absentee ballots)Thaddeus
Muchnok

Progressive Party

20 - 0.38%
(12 votes from absentee ballots)

11 losing write-in candidates with 17 votes

District C Senator - 6 seats✓ Brianna
Garcia

✓ Gator Party

128 - 11.32%
(78 votes from absentee ballots)✓ Sofia
Perez

✓ Gator Party

124 - 10.96%
(75 votes from absentee ballots)

✓ Simon Jee

✓ Gator Party

121 - 10.7%
(73 votes from absentee ballots)✓ Aaron
Armando
Arriaga

✓ Gator Party

117 - 10.34%
(70 votes from absentee ballots)✓ Camden
Lane

✓ Gator Party

117 - 10.34%
(71 votes from absentee ballots)✓ Drew
Pancione

✓ Gator Party

114 - 10.08%
(69 votes from absentee ballots)

Naeliz Lopez

Change Party

51 - 4.51%
(18 votes from absentee ballots)Arleen
Rodriguez-
Portal

Change Party

49 - 4.33%
(17 votes from absentee ballots)Mohammed
Faisal

Change Party

48 - 4.24%
(16 votes from absentee ballots)

Ryan Wilder

Change Party

47 - 4.16%
(17 votes from absentee ballots)Jorge Rafael
Perez

Change Party






45 - 3.98%
(14 votes from absentee ballots)

Clay Franklin

Change Party











44 - 3.89%




















Tezel		(15 votes from absentee ballots)	
Victoria Zamitalo	Union Party	29 - 2.56% (12 votes from absentee ballots)	
Lindsey Bookbinder	Union Party	26 - 2.3% (9 votes from absentee ballots)	
Logan Kraus	Union Party	24 - 2.12% (7 votes from absentee ballots)	
Jackson McMillan	Union Party	22 - 1.95% (7 votes from absentee ballots)	
Christopher Stansel	Union Party	17 - 1.5% (5 votes from absentee ballots)	



6 losing write-in candidates with 8 votes

District D Senator - 12 seats

✓ Hannah Kim	✓ Gator Party	116 - 4.64% (65 votes from absentee ballots)	
✓ Carlos Estrada	✓ Gator Party	113 - 4.52% (63 votes from absentee ballots)	
✓ Stephanie Miller	✓ Gator Party	111 - 4.44% (65 votes from absentee ballots)	
✓ Jacob Rothenberg	✓ Gator Party	111 - 4.44% (68 votes from absentee ballots)	
✓ Samantha Nukala	✓ Gator Party	110 - 4.4% (65 votes from absentee ballots)	
✓ Madeline Grace Wright	✓ Gator Party	110 - 4.4% (65 votes from absentee ballots)	
✓ Akash Patel	✓ Gator Party	109 - 4.36% (64 votes from absentee ballots)	
✓ Anthony Gutierrez	✓ Gator Party	108 - 4.32% (62 votes from absentee ballots)	
✓ Alejandra Chaparro	✓ Change Party	107 - 4.28% (38 votes from absentee ballots)	
✓ Santiago Clavjio-	✓ Change Party	107 - 4.28% (30 votes from absentee ballots)	





Gomez

✓ Adam Martinez	✓ Gator Party	106 - 4.24% (63 votes from absentee ballots)	
✓ Sebastian Magana	✓ Gator Party	105 - 4.2% (60 votes from absentee ballots)	
Michael Villafuerte	Gator Party	104 - 4.16% (61 votes from absentee ballots)	
Aniqa Ahmed	Change Party	102 - 4.08% (35 votes from absentee ballots)	
Willmar J. Escalante	Change Party	101 - 4.04% (32 votes from absentee ballots)	
Oluwabusayo Oni	Change Party	100 - 4% (33 votes from absentee ballots)	
Velgui Perez-Tomas	Change Party	100 - 4% (31 votes from absentee ballots)	
Sarisha Boodoo	Change Party	99 - 3.96% (32 votes from absentee ballots)	
Patrick Lewicki	Change Party	98 - 3.92% (38 votes from absentee ballots)	
Lucy Rosenblum	Change Party	98 - 3.92% (33 votes from absentee ballots)	
Andrew Diers	Change Party	95 - 3.8% (30 votes from absentee ballots)	
Amy Nicholas	Change Party	95 - 3.8% (32 votes from absentee ballots)	
Shawn Zimmer	Change Party	92 - 3.68% (31 votes from absentee ballots)	
Rose Termidor	Progressive Party	27 - 1.08% (10 votes from absentee ballots)	
Alfredo Ortiz	Progressive Party	21 - 0.84% (6 votes from absentee ballots)	
Coleman Tadrowski	Progressive Party	20 - 0.8% (6 votes from absentee ballots)	
Lance	Progressive Party	17 - 0.68%	

Fischer		(6 votes from absentee ballots)	
Raúl Vera	Progressive Party	17 - 0.68% (3 votes from absentee ballots)	


3 losing write-in candidates with 3 votes

District E Senator - 1 seats



✓ Shannon Locascio	✓ Gator Party	675 - 89.88% (641 votes from absentee ballots)	
Bruce Glasserman	Change Party	48 - 6.39% (46 votes from absentee ballots)	
Ethan Lomio	Union Party	11 - 1.46% (11 votes from absentee ballots)	
Mark Merwitzer	Progressive Party	11 - 1.46%	

3 losing write-in candidates with 6 votes



Family Housing Senator - 1 seats

✓ your mom	✓ WRITE-IN	1 - 100%	
------------	------------	----------	--



Graham Area Senator - 1 seats

✓ Lauren Suggs	✓ Gator Party	35 - 68.63% (23 votes from absentee ballots)	
Katherine Chau	Change Party	16 - 31.37% (6 votes from absentee ballots)	


Hume Area Senator - 1 seats

✓ Adeel Markatia	✓ Gator Party	44 - 51.76% (36 votes from absentee ballots)	
Valerie Shehe	Change Party	41 - 48.24% (17 votes from absentee ballots)	

Infinity Hall Senator - 1 seats

✓ Anna Berstein	✓ Gator Party	25 - 73.53% (20 votes from absentee ballots)	
Juliet Cook	Change Party	9 - 26.47% (7 votes from absentee ballots)	

Jennings Area Senator - 1 seats

✓ Madison Wolfgang	✓ Gator Party	134 - 97.1% (104 votes from absentee ballots)	
--------------------	---------------	--	---

2 losing write-in candidates with 4 votes


Keys Residential Complex Senator - 1 seats

✓ Ashley Klingenberg	✓ Gator Party	22 - 55% (3 votes from absentee ballots)	
----------------------	---------------	---	---

Valerie Jaramillo	Change Party	17 - 42.5% (1 votes from absentee ballots)	
-------------------	--------------	---	---

1 losing write-in candidates with 1 votes


Lakeside Residential Complex Senator - 1 seats

✓ Jamison McAdams	✓ Independent	6 - 50% (4 votes from absentee ballots)	
-------------------	---------------	--	---

Andrea Angulo	Change Party	4 - 33.33% (3 votes from absentee ballots)	
---------------	--------------	---	--

2 losing write-in candidates with 2 votes

Murphree Area Senator - 1 seats

✓ Zachery Utt	✓ Independent	80 - 43.24% (11 votes from absentee ballots)	
---------------	---------------	---	---

Grace Shoemaker	Change Party	59 - 31.89% (15 votes from absentee ballots)	
-----------------	--------------	---	---


Bethany Goodwin	Gator Party	39 - 21.08% (14 votes from absentee ballots)	
-----------------	-------------	---	---

Eddy Gelwasser	Union Party	6 - 3.24% (2 votes from absentee ballots)	
----------------	-------------	--	---




1 losing write-in candidates with 1 votes

Springs Residential Complex Senator - 1 seats



✓ Lauren Dawson-Scully	✓ Gator Party	76 - 87.36% (55 votes from absentee ballots)	
------------------------	---------------	---	---

Kat Akulova	Progressive Party	11 - 12.64%	
		(4 votes from absentee ballots)	

Tolbert Area Senator - 1 seats

✓ Jazlyn Yarboough	✓ Gator Party	29 - 54.72%	
		(19 votes from absentee ballots)	
William Bruce	Change Party	12 - 22.64%	
		(3 votes from absentee ballots)	
Ian Smith	Union Party	12 - 22.64%	
		(1 votes from absentee ballots)	

Yulee Area Senator - 1 seats

✓ Sarah Lorduy	✓ Gator Party	92 - 67.15%	
		(70 votes from absentee ballots)	
Isabelle Soto	Change Party	45 - 32.85%	
		(20 votes from absentee ballots)	



Election Administration

University of Florida

Results as of 9/29/2021 9:03:24 PM




8299 total ballots

Beaty Towers Senator - 1 seats

✓ John Hazzard	✓ Gator Party	138 - 70.77% (3 votes from absentee ballots)	
Thomas Penn	Change Party	55 - 28.21%	



2 losing write-in candidates with 2 votes

Broward - Rawlings Area Senator - 1 seats

✓ Mason Solomon	✓ Gator Party	434 - 80.67% (10 votes from absentee ballots)	
Gabriell Almond	Independent	54 - 10.04%	
Charles Horowitz	Independent	47 - 8.74% (1 votes from absentee ballots)	

2 losing write-in candidates with 3 votes

District A Senator - 11 seats

✓ Olivia Green	✓ Gator Party	2412 - 7.81% (82 votes from absentee ballots)	
✓ Savannah James	✓ Gator Party	2364 - 7.65%	

(81 votes from absentee ballots)



✓ Catherine Giordano

✓ Gator Party

2338 - 7.57%

(80 votes from absentee ballots)



✓ Shannon Locascio

✓ Gator Party

2335 - 7.56%

(79 votes from absentee ballots)



✓ Noah Fineberg

✓ Gator Party

2323 - 7.52%

(82 votes from absentee ballots)



✓ Mara Vaknin

✓ Gator Party

2315 - 7.5%

(79 votes from absentee ballots)



✓ Caroline Labrit

✓ Gator Party

2311 - 7.48%

(79 votes from absentee ballots)



✓ Annabelle Groux

✓ Gator Party

2297 - 7.44%

(79 votes from absentee ballots)



✓ Daniel DiBari

✓ Gator Party

2280 - 7.38%

(80 votes from absentee ballots)



✓ Carter Graham

✓ Gator Party

2256 - 7.3%

(79 votes from absentee ballots)



✓ Tanner Thompson

✓ Gator Party

2255 - 7.3%

(80 votes from absentee ballots)



Daniela Arango

Change Party

498 - 1.61%

(1 votes from absentee ballots)



Juliette Bonnländer

Change Party

495 - 1.6%



Ariana Mendoza

Change Party

490 - 1.59%

(1 votes from absentee ballots)



Gabrielle Bowen

Change Party

481 - 1.56%

(2 votes from absentee ballots)












Mariana Alemany

Change Party






478 - 1.55%



Anna Huber	Change Party	475 - 1.54%	
Alicia Marrero-Riera	Change Party	448 - 1.45% (1 votes from absentee ballots)	
Savanah Partridge	Change Party	444 - 1.44%	
Willmar Escalante	Change Party	415 - 1.34%	
Charlize Ramos	Change Party	411 - 1.33%	
Kenya Warner	Change Party	404 - 1.31%	
Hayden Prather	Communist Party	138 - 0.45%	
Felipe Braga Gomes	Communist Party	85 - 0.28%	
Diarmuid Swan	Communist Party	61 - 0.2%	

66 losing write-in candidates with 78 votes

District B Senator - 7 seats

✓ Emily Pecora	✓ Gator Party	1088 - 13.61% (23 votes from absentee ballots)	
✓ Ryan Marcus	✓ Gator Party	1076 - 13.46% (23 votes from absentee ballots)	
✓ Tommy Dunham	✓ Gator Party	1056 - 13.21% (23 votes from absentee ballots)	
✓ Taylor Soukup	✓ Gator Party	1052 - 13.16% (23 votes from absentee ballots)	
✓ Ethan Ghozali	✓ Gator Party	1049 - 13.12%	







(23 votes from absentee ballots)

✓ Derrian Nguyen	✓ Gator Party	1030 - 12.89%	(23 votes from absentee ballots)	
✓ Thomas Welsh	✓ Gator Party	1021 - 12.77%	(23 votes from absentee ballots)	
Sara Rintoul	Change Party	170 - 2.13%		
Alexis Viti	Change Party	156 - 1.95%		
Stephen Badea	Communist Party	85 - 1.06%		
Anthony Conde	Communist Party	69 - 0.86%		
Austin Hubsch	Communist Party	63 - 0.79%		

65 losing write-in candidates with 78 votes









District C Senator - 6 seats

✓ Aubrey Pearce	✓ Gator Party	242 - 10.5%	(2 votes from absentee ballots)	
✓ Raisa Jafry	✓ Gator Party	241 - 10.46%	(2 votes from absentee ballots)	
✓ Matthew Jenkins	✓ Gator Party	233 - 10.11%	(2 votes from absentee ballots)	
✓ Frederic Gaines	✓ Gator Party	231 - 10.03%	(2 votes from absentee ballots)	
✓ David Zepeda	✓ Gator Party	226 - 9.81%	(2 votes from absentee ballots)	
✓ Timothy Shin	✓ Gator Party	225 - 9.77%	(2 votes from absentee ballots)	
















Grace Shoemaker	Change Party	166 - 7.2%	
Maria Knauff	Change Party	163 - 7.07%	
Annabel Severns	Change Party	163 - 7.07%	
Bailey Scala-Sanders	Change Party	161 - 6.99%	
Valerie Sheehee	Change Party	159 - 6.9%	
Nate Douglas	Communist Party	72 - 3.13%	

21 losing write-in candidates with 22 votes

District D Senator - 12 seats

✓ Faith Corbett	✓ Change Party	264 - 5.62% (1 votes from absentee ballots)	
✓ Gabrielle Adekunle	✓ Change Party	263 - 5.6% (1 votes from absentee ballots)	
✓ Adrienne Weston	✓ Change Party	254 - 5.41% (1 votes from absentee ballots)	
✓ Oscar Santiago	✓ Change Party	250 - 5.33% (1 votes from absentee ballots)	
✓ Spencer R. Gorelick	✓ Change Party	249 - 5.3% (1 votes from absentee ballots)	
✓ Max Rosen	✓ Change Party	249 - 5.3% (1 votes from absentee ballots)	
✓ Diego Guerrero	✓ Change Party	247 - 5.26% (1 votes from absentee ballots)	
✓ Ethan Sawyer	✓ Change Party	244 - 5.2%	

(1 votes from absentee ballots)

✓ Seth Netterstrom	✓ Change Party	240 - 5.11%	(1 votes from absentee ballots)	
✓ Audrey Hill	✓ Gator Party	200 - 4.26%		
✓ Kristian A. Carreno	✓ Gator Party	198 - 4.22%		
✓ Stephanie Miller	✓ Gator Party	198 - 4.22%		
Morgan McAuley	Gator Party	189 - 4.03%		
Liam Antoszewski	Gator Party	186 - 3.96%		
Haley Siebert	Gator Party	184 - 3.92%		
Adeel Markatia	Gator Party	178 - 3.79%		
Carlos Naranjo	Gator Party	174 - 3.71%		
Davis Shockley	Gator Party	173 - 3.69%		
Nil Patel	Gator Party	171 - 3.64%		
Patrick Craig	Gator Party	170 - 3.62%		
Jorge Valarezo	Gator Party	169 - 3.6%		
Alfredo Ortiz	Communist Party	103 - 2.19%		
Luke Miller	Communist Party	102 - 2.17%		

34 losing write-in candidates with 39 votes

District E Senator - 1 seats

✓ Katherine Hellmann	✓ Gator Party	188 - 97.41% (32 votes from absentee ballots)	
----------------------	---------------	--	---


5 losing write-in candidates with 5 votes


Family Housing Senator - 1 seats

✓ Gator Party	✓ WRITE-IN	2 - 28.57%	
---------------	------------	------------	---

5 losing write-in candidates with 5 votes


Graham Area Senator - 1 seats


✓ Alyssa Ali	✓ Gator Party	105 - 65.22% (3 votes from absentee ballots)	
--------------	---------------	---	---

Madeline Becker	Change Party	55 - 34.16%	
-----------------	--------------	-------------	---

1 losing write-in candidates with 1 votes


Hume Area Senator - 1 seats

✓ Connor Panish	✓ Change Party	94 - 61.04%	
-----------------	----------------	-------------	---

Michael Kurian	Gator Party	52 - 33.77% (1 votes from absentee ballots)	
----------------	-------------	--	---


Jude Singleton	Communist Party	8 - 5.19%	
----------------	-----------------	-----------	---

Infinity Hall Senator - 1 seats

✓ Alejandro Hoyos	✓ Gator Party	56 - 75.68% (1 votes from absentee ballots)	
-------------------	---------------	--	---

Nicholas Stylianou	Change Party	18 - 24.32%	
--------------------	--------------	-------------	--

Jennings Area Senator - 1 seats

✓ Cassidy Verville	✓ Gator Party	214 - 97.27% (3 votes from absentee ballots)	
--------------------	---------------	---	---

6 losing write-in candidates with 6 votes


Keys Residential Complex Senator - 1 seats

✓ Julia Haley	✓ Gator Party	28 - 75.68%	
---------------	---------------	-------------	---

9 losing write-in candidates with 9 votes

Lakeside Residential Complex Senator - 1 seats

✓ Hiba Karim	✓ Change Party	43 - 50.59%	
--------------	----------------	-------------	---


John B. Linge	Gator Party	35 - 41.18% (1 votes from absentee ballots)	
---------------	-------------	--	---

Harry Bonilla	Independent	7 - 8.24%	
---------------	-------------	-----------	--

Murphree Area Senator - 1 seats



✓ Olivia G. Fernandez	✓ Gator Party	86 - 47.25%	
-----------------------	---------------	-------------	---

Sawyer Hyatt	Change Party	84 - 46.15%	
--------------	--------------	-------------	---



Aron Ali-McClory	Communist Party	10 - 5.49%	
------------------	-----------------	------------	---

2 losing write-in candidates with 2 votes




Springs Residential Complex Senator - 1 seats

✓ Blake Cox	✓ Gator Party	143 - 59.83%	
Wavid Bowman	Change Party	94 - 39.33%	
2 losing write-in candidates with 2 votes			

Tolbert Area Senator - 1 seats

✓ Lila Turner	✓ Change Party	81 - 51.27%	
Naren Vazrala	Gator Party	77 - 48.73%	

Yulee Area Senator - 1 seats

✓ Johnny Liu	✓ Gator Party	141 - 63.8% (2 votes from absentee ballots)	
Anoop Savio	Change Party	72 - 32.58%	
Siddharth Krishnan	Communist Party	6 - 2.71%	
2 losing write-in candidates with 2 votes			