



# Election Administration

## University of Florida




Results as of 10/8/2020 11:39:42 AM

2423 total ballots

### Beaty Towers Senator - 1 seats







✓ John Hazzard	✓ Gator Party	107 - 74.31% (71 votes from absentee ballots)	
Dayanna Peek	Change Party	37 - 25.69% (15 votes from absentee ballots)	


















### Broward - Rawlings Area Senator - 1 seats




✓ Georgia Seacrest	✓ Gator Party	250 - 80.65% (165 votes from absentee ballots)	
Spencer Gorelick	Change Party	36 - 11.61% (21 votes from absentee ballots)	
Branden J. Reis	Union Party	23 - 7.42% (8 votes from absentee ballots)	

1 losing write-in candidates with 1 votes

### District A Senator - 11 seats














✓ Jewelia Bradley	✓ Gator Party	1523 - 8.09% (1239 votes from absentee ballots)	
✓ Katherine Loftis	✓ Gator Party	1501 - 7.97% (1213 votes from absentee ballots)	
✓ Olivia Potthast	✓ Gator Party	1496 - 7.94% (1213 votes from absentee ballots)	
✓ Olivia Green	✓ Gator Party	1487 - 7.9% (1188 votes from absentee ballots)	
✓ Noah Fineberg	✓ Gator Party	1486 - 7.89% (1203 votes from absentee ballots)	
			

✓ Catherine Giordano	✓ Gator Party	1481 - 7.87% (1193 votes from absentee ballots)	
✓ Emily Pecora	✓ Gator Party	1466 - 7.79% (1182 votes from absentee ballots)	
✓ Annabelle Groux	✓ Gator Party	1461 - 7.76% (1182 votes from absentee ballots)	
✓ Gabi Zlatanoff	✓ Gator Party	1452 - 7.71% (1175 votes from absentee ballots)	
✓ Jason Scheuer	✓ Gator Party	1446 - 7.68% (1170 votes from absentee ballots)	
✓ Jeff Fondeur	✓ Gator Party	1432 - 7.6% (1158 votes from absentee ballots)	
Kendall Brandt	Change Party	255 - 1.35% (158 votes from absentee ballots)	
Emily Hyden	Change Party	222 - 1.18% (136 votes from absentee ballots)	
Kiah Kramer	Change Party	222 - 1.18% (145 votes from absentee ballots)	
Tia Beaver	Change Party	220 - 1.17% (138 votes from absentee ballots)	
Naomi Abiara	Change Party	216 - 1.15% (125 votes from absentee ballots)	
Jacqueline Sanchez	Change Party	214 - 1.14% (130 votes from absentee ballots)	
Samantha Hsu	Change Party	208 - 1.1% (122 votes from absentee ballots)	
Sahil Patel	Change Party	206 - 1.09% (123 votes from absentee ballots)	
Anna Sansbury	Change Party	202 - 1.07% (124 votes from absentee ballots)	
Gustavo Contreras	Union Party	181 - 0.96% (116 votes from absentee ballots)	
Simon Peter Mair	Change Party	175 - 0.93% (103 votes from absentee ballots)	

Hunter Nimmo	Progressive Party	109 - 0.58% (71 votes from absentee ballots)	
Nicholas Melcher	Progressive Party	79 - 0.42% (53 votes from absentee ballots)	
Michael Schmitz	Progressive Party	62 - 0.33% (44 votes from absentee ballots)	

20 losing write-in candidates with 28 votes

## District B Senator - 7 seats

✓ Evan Begley	✓ Gator Party	694 - 13.12% (433 votes from absentee ballots)	
✓ Graham Peter Geis	✓ Gator Party	685 - 12.95% (437 votes from absentee ballots)	
✓ Spencer Bober	✓ Gator Party	678 - 12.81% (431 votes from absentee ballots)	
✓ David Kays	✓ Gator Party	678 - 12.81% (442 votes from absentee ballots)	
✓ Blake Bradford	✓ Gator Party	677 - 12.8% (437 votes from absentee ballots)	
✓ Aaron Lazar	✓ Gator Party	671 - 12.68% (434 votes from absentee ballots)	
✓ Franco Luis	✓ Gator Party	662 - 12.51% (425 votes from absentee ballots)	
Samantha Gildea	Change Party	81 - 1.53% (33 votes from absentee ballots)	
Jordan Gillispie	Change Party	76 - 1.44% (31 votes from absentee ballots)	
Izabella Pino	Change Party	70 - 1.32% (28 votes from absentee ballots)	
Taylor Rohleen	Change Party	69 - 1.3% (27 votes from absentee ballots)	
Madelyn Sarlo	Change Party	68 - 1.29% (29 votes from absentee ballots)	
Sanjana	Change Party	61 - 1.15% (26 votes from absentee ballots)	

Prasad

Ryan Kraus

Union Party

49 - 0.93%  
(22 votes from absentee ballots)

Sam Berens

Progressive Party

35 - 0.66%  
(18 votes from absentee ballots)Thaddeus  
Muchnok

Progressive Party

20 - 0.38%  
(12 votes from absentee ballots)

11 losing write-in candidates with 17 votes

**District C Senator - 6 seats**✓ Brianna  
Garcia

✓ Gator Party

128 - 11.32%  
(78 votes from absentee ballots)✓ Sofia  
Perez

✓ Gator Party

124 - 10.96%  
(75 votes from absentee ballots)

✓ Simon Jee

✓ Gator Party

121 - 10.7%  
(73 votes from absentee ballots)✓ Aaron  
Armando  
Arriaga

✓ Gator Party

117 - 10.34%  
(70 votes from absentee ballots)✓ Camden  
Lane

✓ Gator Party

117 - 10.34%  
(71 votes from absentee ballots)✓ Drew  
Pancione

✓ Gator Party

114 - 10.08%  
(69 votes from absentee ballots)

Naeliz Lopez

Change Party

51 - 4.51%  
(18 votes from absentee ballots)Arleen  
Rodriguez-  
Portal

Change Party

49 - 4.33%  
(17 votes from absentee ballots)Mohammed  
Faisal

Change Party

48 - 4.24%  
(16 votes from absentee ballots)

Ryan Wilder

Change Party

47 - 4.16%  
(17 votes from absentee ballots)Jorge Rafael  
Perez

Change Party






45 - 3.98%  
(14 votes from absentee ballots)

Clay Franklin

Change Party











44 - 3.89%




















Tezel		(15 votes from absentee ballots)	
Victoria Zamitalo	Union Party	29 - 2.56% (12 votes from absentee ballots)	
Lindsey Bookbinder	Union Party	26 - 2.3% (9 votes from absentee ballots)	
Logan Kraus	Union Party	24 - 2.12% (7 votes from absentee ballots)	
Jackson McMillan	Union Party	22 - 1.95% (7 votes from absentee ballots)	
Christopher Stansel	Union Party	17 - 1.5% (5 votes from absentee ballots)	



6 losing write-in candidates with 8 votes

## District D Senator - 12 seats

✓ Hannah Kim	✓ Gator Party	116 - 4.64% (65 votes from absentee ballots)	
✓ Carlos Estrada	✓ Gator Party	113 - 4.52% (63 votes from absentee ballots)	
✓ Stephanie Miller	✓ Gator Party	111 - 4.44% (65 votes from absentee ballots)	
✓ Jacob Rothenberg	✓ Gator Party	111 - 4.44% (68 votes from absentee ballots)	
✓ Samantha Nukala	✓ Gator Party	110 - 4.4% (65 votes from absentee ballots)	
✓ Madeline Grace Wright	✓ Gator Party	110 - 4.4% (65 votes from absentee ballots)	
✓ Akash Patel	✓ Gator Party	109 - 4.36% (64 votes from absentee ballots)	
✓ Anthony Gutierrez	✓ Gator Party	108 - 4.32% (62 votes from absentee ballots)	
✓ Alejandra Chaparro	✓ Change Party	107 - 4.28% (38 votes from absentee ballots)	
✓ Santiago Clavjio-	✓ Change Party	107 - 4.28% (30 votes from absentee ballots)	





## Gomez

✓ Adam Martinez	✓ Gator Party	106 - 4.24% (63 votes from absentee ballots)	
✓ Sebastian Magana	✓ Gator Party	105 - 4.2% (60 votes from absentee ballots)	
Michael Villafuerte	Gator Party	104 - 4.16% (61 votes from absentee ballots)	
Aniqa Ahmed	Change Party	102 - 4.08% (35 votes from absentee ballots)	
Willmar J. Escalante	Change Party	101 - 4.04% (32 votes from absentee ballots)	
Oluwabusayo Oni	Change Party	100 - 4% (33 votes from absentee ballots)	
Velgui Perez-Tomas	Change Party	100 - 4% (31 votes from absentee ballots)	
Sarisha Boodoo	Change Party	99 - 3.96% (32 votes from absentee ballots)	
Patrick Lewicki	Change Party	98 - 3.92% (38 votes from absentee ballots)	
Lucy Rosenblum	Change Party	98 - 3.92% (33 votes from absentee ballots)	
Andrew Diers	Change Party	95 - 3.8% (30 votes from absentee ballots)	
Amy Nicholas	Change Party	95 - 3.8% (32 votes from absentee ballots)	
Shawn Zimmer	Change Party	92 - 3.68% (31 votes from absentee ballots)	
Rose Termidor	Progressive Party	27 - 1.08% (10 votes from absentee ballots)	
Alfredo Ortiz	Progressive Party	21 - 0.84% (6 votes from absentee ballots)	
Coleman Tadrowski	Progressive Party	20 - 0.8% (6 votes from absentee ballots)	
Lance	Progressive Party	17 - 0.68%	

Fischer		(6 votes from absentee ballots)	
Raúl Vera	Progressive Party	17 - 0.68% (3 votes from absentee ballots)	


3 losing write-in candidates with 3 votes

### District E Senator - 1 seats



✓ Shannon Locascio	✓ Gator Party	675 - 89.88% (641 votes from absentee ballots)	
Bruce Glasserman	Change Party	48 - 6.39% (46 votes from absentee ballots)	
Ethan Lomio	Union Party	11 - 1.46% (11 votes from absentee ballots)	
Mark Merwitzer	Progressive Party	11 - 1.46%	

3 losing write-in candidates with 6 votes



### Family Housing Senator - 1 seats

✓ your mom	✓ WRITE-IN	1 - 100%	
------------	------------	----------	--



### Graham Area Senator - 1 seats

✓ Lauren Suggs	✓ Gator Party	35 - 68.63% (23 votes from absentee ballots)	
Katherine Chau	Change Party	16 - 31.37% (6 votes from absentee ballots)	

### Hume Area Senator - 1 seats

✓ Adeel Markatia	✓ Gator Party	44 - 51.76% (36 votes from absentee ballots)	
Valerie Shehe	Change Party	41 - 48.24% (17 votes from absentee ballots)	

### Infinity Hall Senator - 1 seats

✓ Anna Berstein	✓ Gator Party	25 - 73.53% (20 votes from absentee ballots)	
Juliet Cook	Change Party	9 - 26.47% (7 votes from absentee ballots)	

## Jennings Area Senator - 1 seats

✓ Madison Wolfgang	✓ Gator Party	134 - 97.1% (104 votes from absentee ballots)	
--------------------	---------------	--	---

2 losing write-in candidates with 4 votes


## Keys Residential Complex Senator - 1 seats

✓ Ashley Klingenberg	✓ Gator Party	22 - 55% (3 votes from absentee ballots)	
----------------------	---------------	---	---

Valerie Jaramillo	Change Party	17 - 42.5% (1 votes from absentee ballots)	
-------------------	--------------	---	---

1 losing write-in candidates with 1 votes


## Lakeside Residential Complex Senator - 1 seats

✓ Jamison McAdams	✓ Independent	6 - 50% (4 votes from absentee ballots)	
-------------------	---------------	--	---

Andrea Angulo	Change Party	4 - 33.33% (3 votes from absentee ballots)	
---------------	--------------	---	--

2 losing write-in candidates with 2 votes

## Murphree Area Senator - 1 seats

✓ Zachery Utt	✓ Independent	80 - 43.24% (11 votes from absentee ballots)	
---------------	---------------	---	---

Grace Shoemaker	Change Party	59 - 31.89% (15 votes from absentee ballots)	
-----------------	--------------	---	---

Bethany Goodwin	Gator Party	39 - 21.08% (14 votes from absentee ballots)	
-----------------	-------------	---	---


Eddy Gelwasser	Union Party	6 - 3.24% (2 votes from absentee ballots)	
----------------	-------------	--	---

1 losing write-in candidates with 1 votes




## Springs Residential Complex Senator - 1 seats

✓ Lauren Dawson-Scully	✓ Gator Party	76 - 87.36% (55 votes from absentee ballots)	
------------------------	---------------	---	---




Kat Akulova	Progressive Party	11 - 12.64% (4 votes from absentee ballots)	
-------------	-------------------	--	--

### Tolbert Area Senator - 1 seats

✓ Jazlyn Yarboough	✓ Gator Party	29 - 54.72% (19 votes from absentee ballots)	
William Bruce	Change Party	12 - 22.64% (3 votes from absentee ballots)	
Ian Smith	Union Party	12 - 22.64% (1 votes from absentee ballots)	

### Yulee Area Senator - 1 seats

✓ Sarah Lorduy	✓ Gator Party	92 - 67.15% (70 votes from absentee ballots)	
Isabelle Soto	Change Party	45 - 32.85% (20 votes from absentee ballots)	